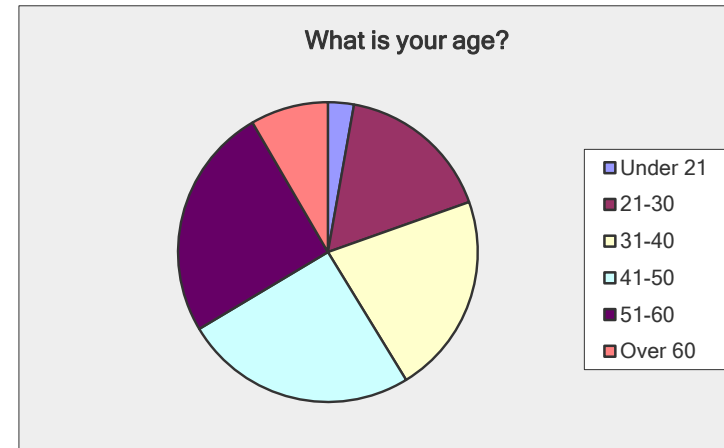


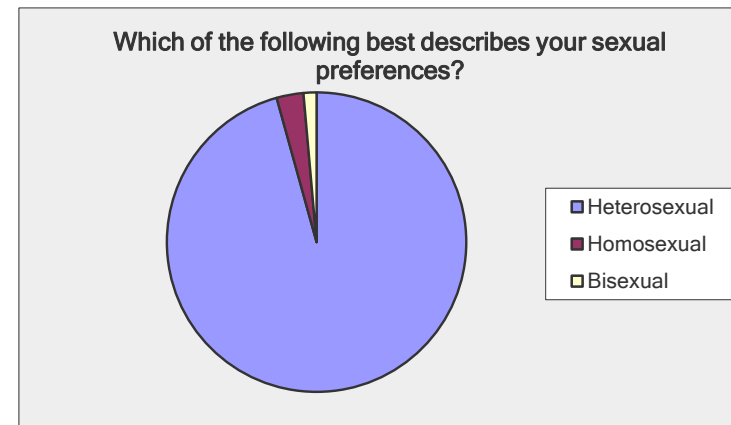
## Equalities Questionnaire

What is your age?		
Answer Options	Response Percent	Response Count
Under 21	2.8%	4
21-30	16.8%	24
31-40	21.7%	31
41-50	25.2%	36
51-60	25.2%	36
Over 60	8.4%	12
<i>answered question</i>		<b>143</b>
<i>skipped question</i>		<b>1</b>



## Equalities Questionnaire

Which of the following best describes your sexual preferences?		
Answer Options	Response Percent	Response Count
Heterosexual	95.7%	133
Homosexual	2.9%	4
Bisexual	1.4%	2
Other (please specify)		1
<i>answered question</i>		<b>139</b>
<i>skipped question</i>		<b>5</b>



### Equalities Questionnaire

Which of the following describes how you think of yourself?

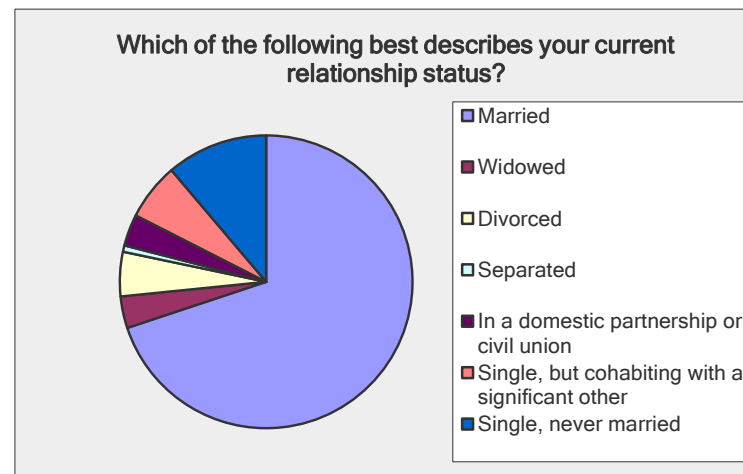
Answer Options	Response Percent	Response Count
Male	37.6%	53
Female	61.0%	86
In another way	1.4%	2
<i>answered question</i>		<b>141</b>
<i>skipped question</i>		<b>3</b>



### Equalities Questionnaire

Which of the following best describes your current relationship status?

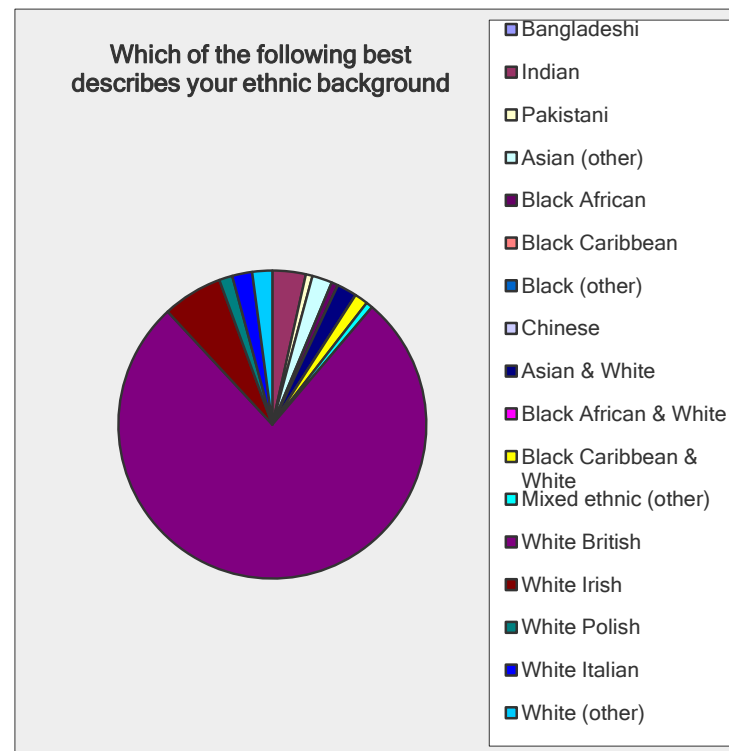
Answer Options	Response Percent	Response Count
Married	69.9%	100
Widowed	3.5%	5
Divorced	4.9%	7
Separated	0.7%	1
In a domestic partnership or civil union	3.5%	5
Single, but cohabiting with a significant other	6.3%	9
Single, never married	11.2%	16
<i>answered question</i>		<b>143</b>
<i>skipped question</i>		<b>1</b>



## Equalities Questionnaire

Which of the following best describes your ethnic background

Answer Options	Response Percent	Response Count
Bangladeshi	0.0%	0
Indian	3.5%	5
Pakistani	0.7%	1
Asian (other)	2.1%	3
Black African	0.7%	1
Black Caribbean	0.0%	0
Black (other)	0.0%	0
Chinese	0.0%	0
Asian & White	2.1%	3
Black African & White	0.0%	0
Black Caribbean & White	1.4%	2
Mixed ethnic (other)	0.7%	1
White British	76.9%	110
White Irish	6.3%	9
White Polish	1.4%	2
White Italian	2.1%	3
White (other)	2.1%	3
Other ethnic origin (please specify)		0
<i>answered question</i>		<b>143</b>
<i>skipped question</i>		<b>1</b>

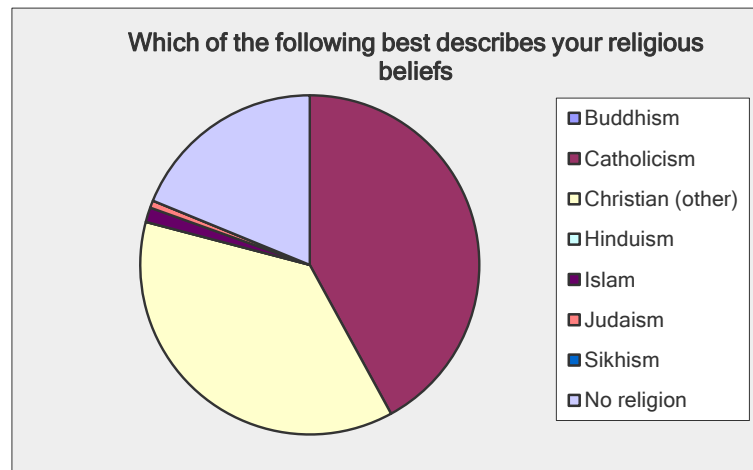


## Equalities Questionnaire

Which of the following best describes your religious beliefs

Answer Options	Response Percent	Response Count
Buddhism	0.0%	0
Catholicism	42.0%	58
Christian (other)	37.0%	51
Hinduism	0.0%	0
Islam	1.4%	2
Judaism	0.7%	1
Sikhism	0.0%	0
No religion	18.8%	26
Other religious belief (please specify)		6
<i>answered question</i>		<b>138</b>
<i>skipped question</i>		<b>6</b>

Number	Response Date	Other religious belief (please specify)	Categories
1	Feb 25, 2015 10:34 PM	Athiest	
2	Feb 6, 2015 9:01 AM	Jedi	Other
3	Feb 6, 2015 8:40 AM	Agnostic	Other
4	Feb 6, 2015 7:53 AM	Quaker	Other
5	Feb 5, 2015 4:16 PM	Agnostic	Other
6	Feb 5, 2015 12:06 PM	Pagan	Other



## Equalities Questionnaire

Do you consider yourself to have a disability

Answer Options	Response Percent	Response Count
Yes	4.2%	6
No	95.8%	138
Please specify		4
<i>answered question</i>		<b>144</b>
<i>skipped question</i>		<b>0</b>

Number	Response Date	Please specify	Categories
1	Feb 5, 2015 1:02 PM	Yes but not a badge holder	Disability
2	Feb 5, 2015 12:27 PM	Dyslexia	Disability
3	Feb 5, 2015 11:58 AM	Mobility	Disability
4	Feb 5, 2015 11:54 AM	Eyesight problems	Disability

